

# Super Deluxe Series

## Sandwich Salad Unit

**Insulated Pan Cover**  
**High Quality Stainless Steel Interior and Exterior**

**\* New NSF Standard 7**

Meets the NEW standard 7 requirements for cooling of the storage cabinet and food pan complies with and listed under ANSI/NSF-7

**\* Excellent Cooling System**

The powerful forced-air refrigeration system holds the pan and storage cabinet in a constant temperature.

Evaporator fans and a newly designed louver allows uniform distribution of cold air over the food pan to keep the food temperature within the New Standard 7.

**\* Clean & Durable ABS interior (TST-48SD, TST-28SD)**

No joint-gap, NSF approved ABS sheet and highly dense polyurethane forming perfectly keep the cool air inside and makes it easy to clean up

**\* Stainless Steel Louver**

Stainless Steel Louver allows distribution of cold air to reach all corners of the unit. It is also built to withstand against food acids and stains, which makes for easy clean up.

**\* Self-contained System**

No plumbing required.  
Simple installation.

**\* Recessed Handles**

**\* CEC. California Energy Commission Certificated**

**\* MEA. City of New York Building Department Approved**



LISTED  
COMMERCIAL  
REFRIGERATOR  
AND/OR FREEZER  
43BK



ISO9001



TST-72SD



TST-48SD

TST-60SD



TST-28SD

\* Height dose not include 6" for caster height.

Model	Swing Door	CU./FT.	#of Shelves	#of Pans	HP	AMPS	Weight	L D H	List Price
TST-28SD	1	6.5	2	6	1/4	5.5	198	27.5 x 30 x 36.7	2,674.00
TST-36SD	1	9.5	2	8	1/4	5.5	220	36.2 x 30 x 36.7	Available Soon
TST-48SD	2	12	2	12	1/3	7.5	264	48.2 x 30 x 36.7	4,103.00
TST-60SD	2	16	2	16	1/3	7.5	375	60.2 x 30 x 36.7	4,614.00
TST-72SD	3	19	3	18	1/2	10.8	385	72.2 x 30 x 36.7	4,839.00



## CABINET INTERIOR/EXTERIOR SPECIFICATIONS

MODEL	(with caster)	TST-28SD	TST-48SD	TST-60SD	TST-72SD
Exterior Dimensions(LxDxH)		25.7"x30"x42.7"	48.2"x30"x42.7"	60.2"x30"x42.7"	72.7"x30"x42.7"
Cubic Feet		6.5	12	16	19
Comp.		1/4 HP	1/3 HP	1/3 HP	1/2 HP
Shelves		1 ea	2 ea	2 ea	3 ea
Weight		198lbs	264lbs	375lbs	385lbs
Power		115V / 60Hz	115V / 60Hz	115V / 60Hz	115V / 60Hz
Amp		5.5 A	7.5 A	7.5 A	10.8 A
Cord Length		9.85 Feet	9.85 Feet	9.85 Feet	9.85 Feet
Plug-In		NEMA 5-15P	NEMA 5-15P	NEMA 5-15P	Nema 5-15P
#of Pans		6 ea	12 ea	16ea	18 ea

\*Design and specifications can be changed without prior notice for product improvement.

\* 5" Casters Standard

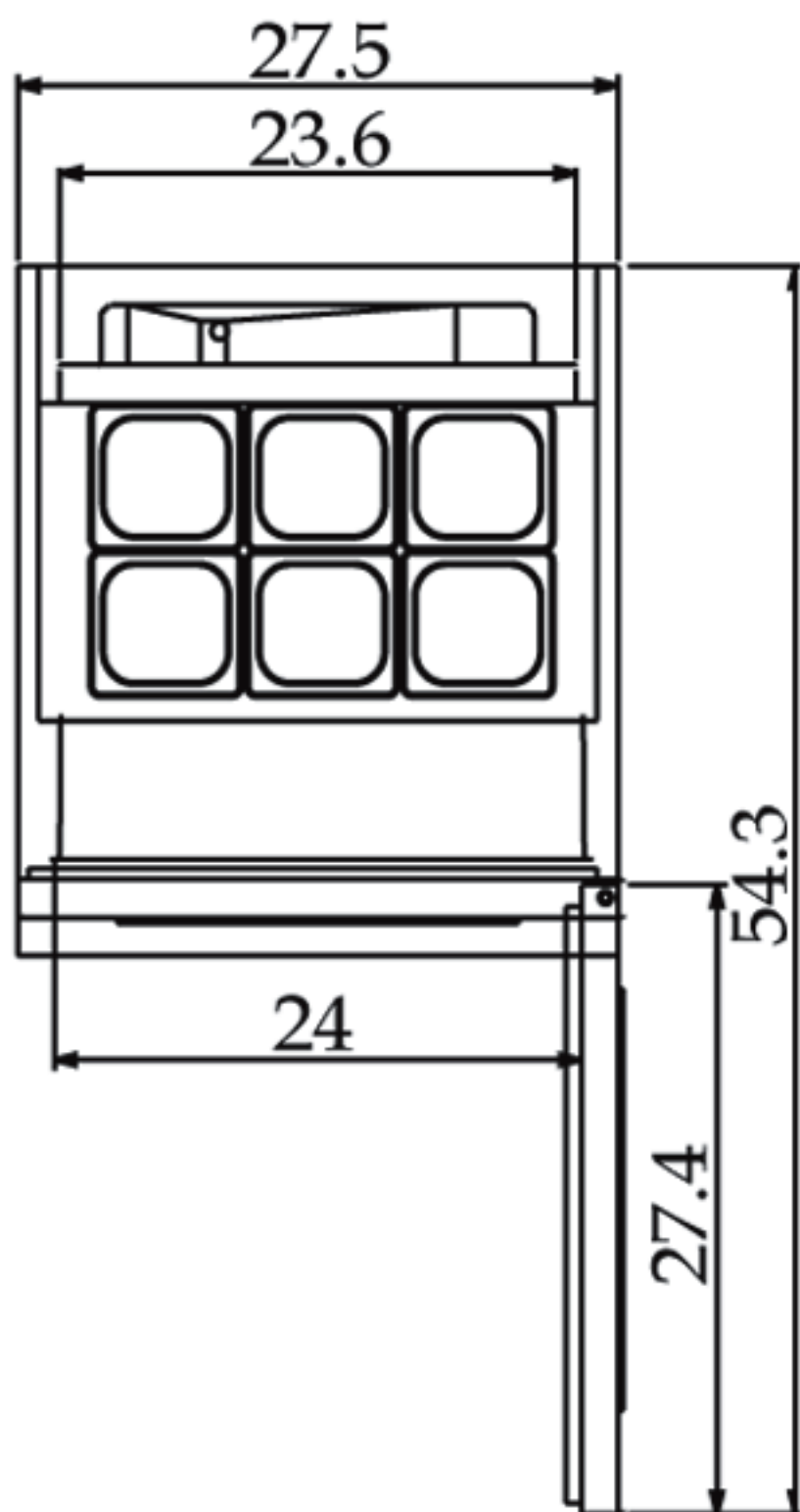
\* Adjustable Stainless Steel Wire Shelves  
Durable and easy to adjust.

\* Holds 33°F~41°F

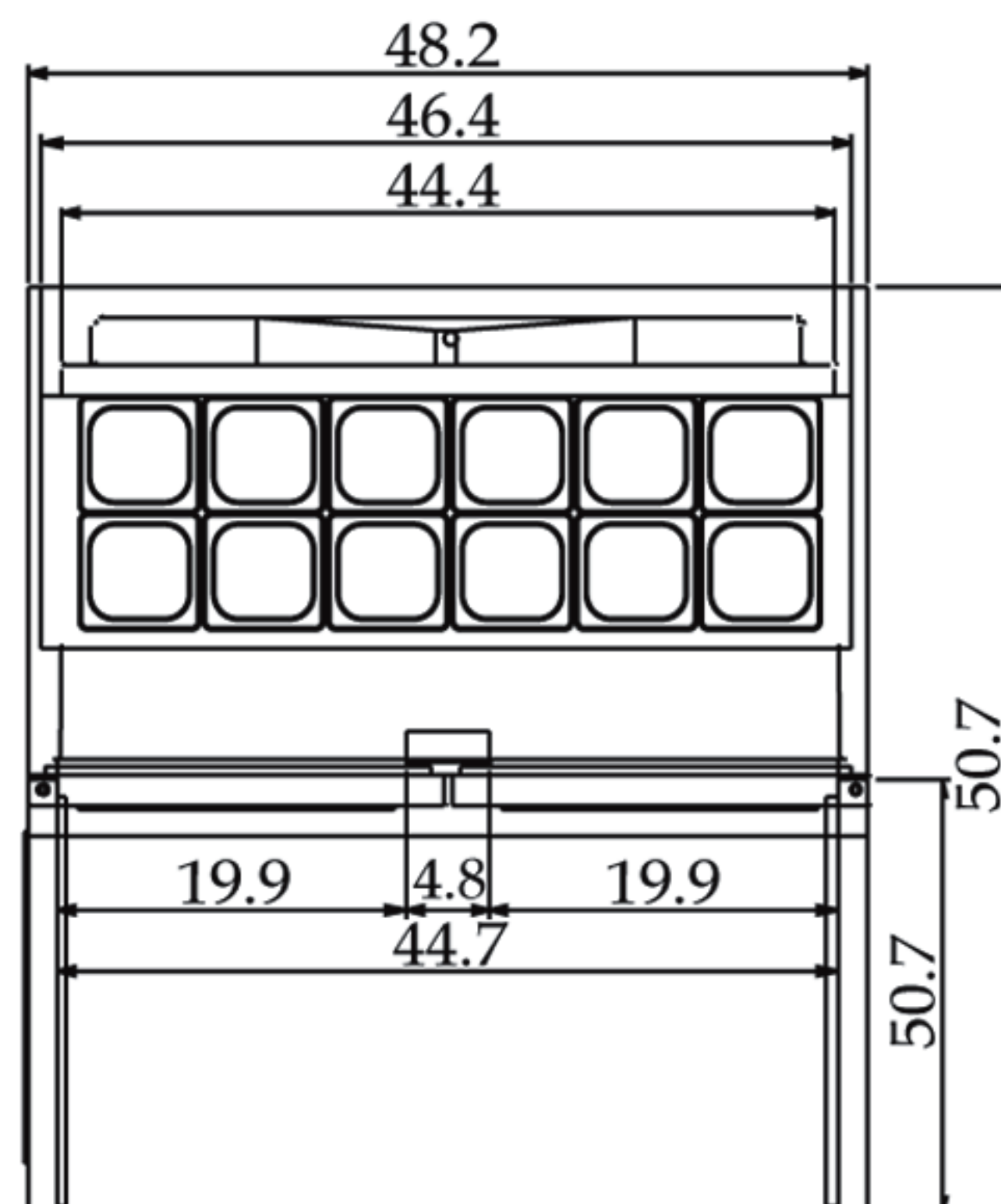
\* Foamed with polyurethane, high-density  
cell insulation(CFC free)

\* 18 Month Labor and Parts Warranty for  
Super Deluxe Series

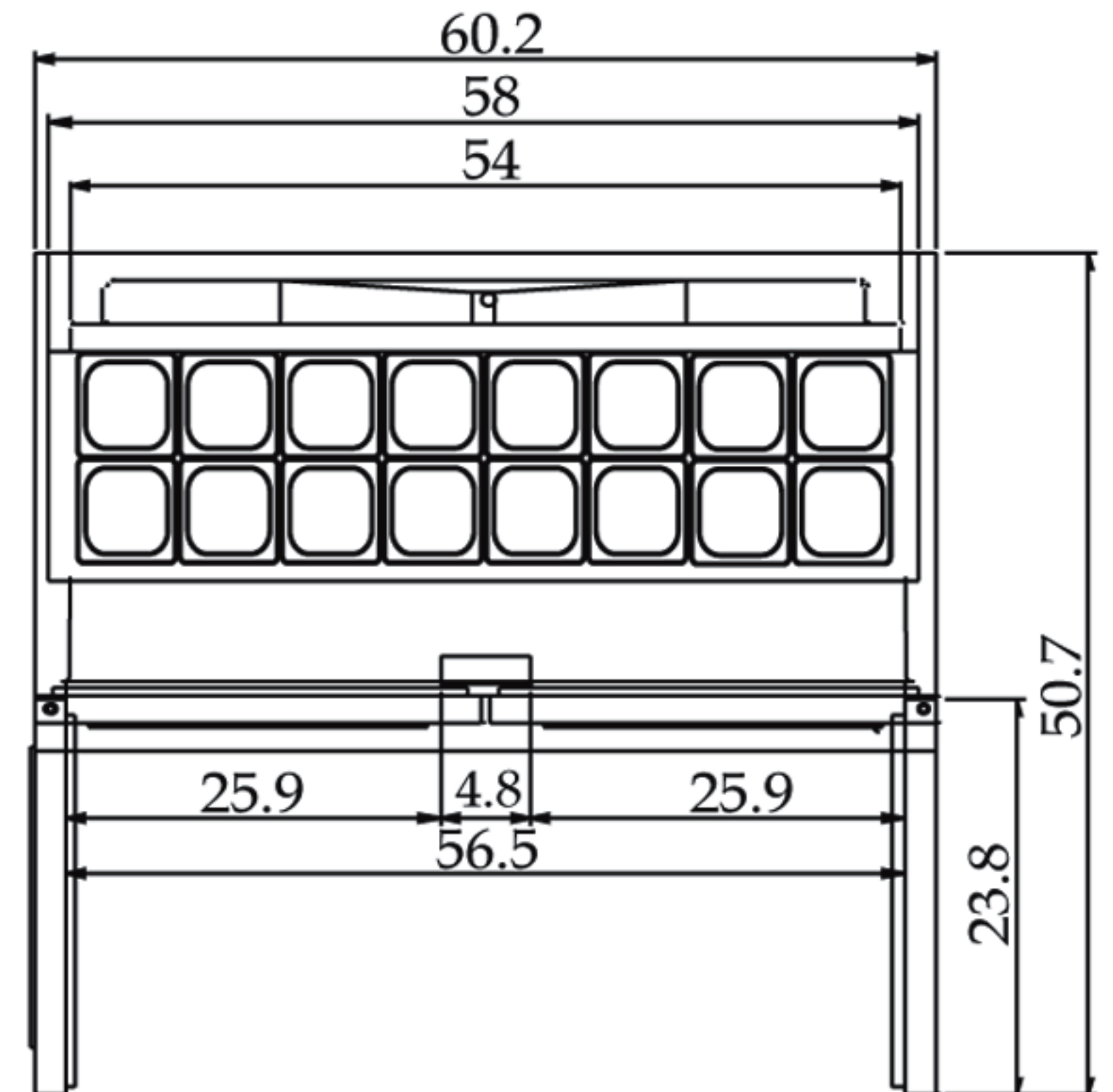
(unit : inch)



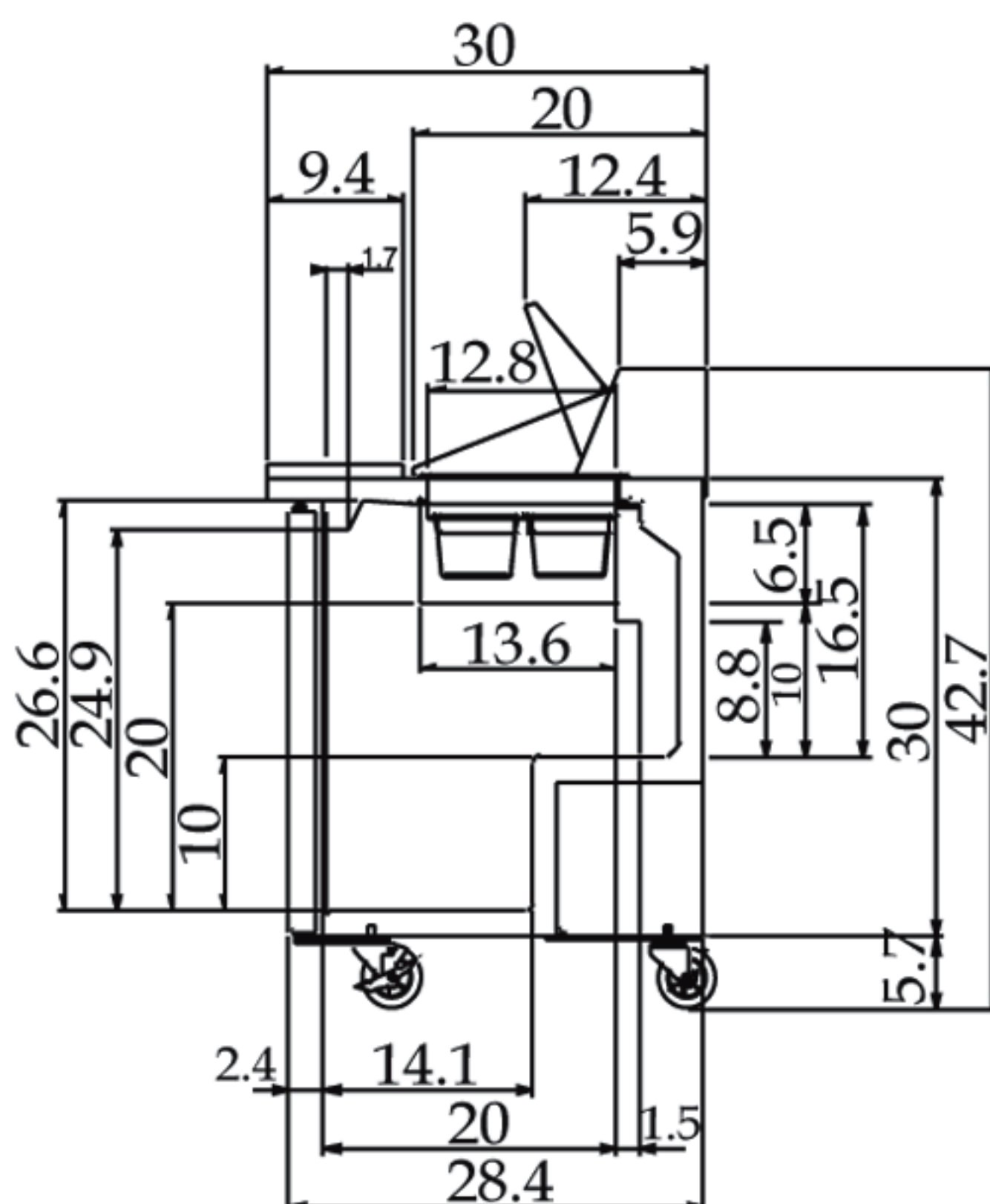
TST-28SD PLAN VIEW



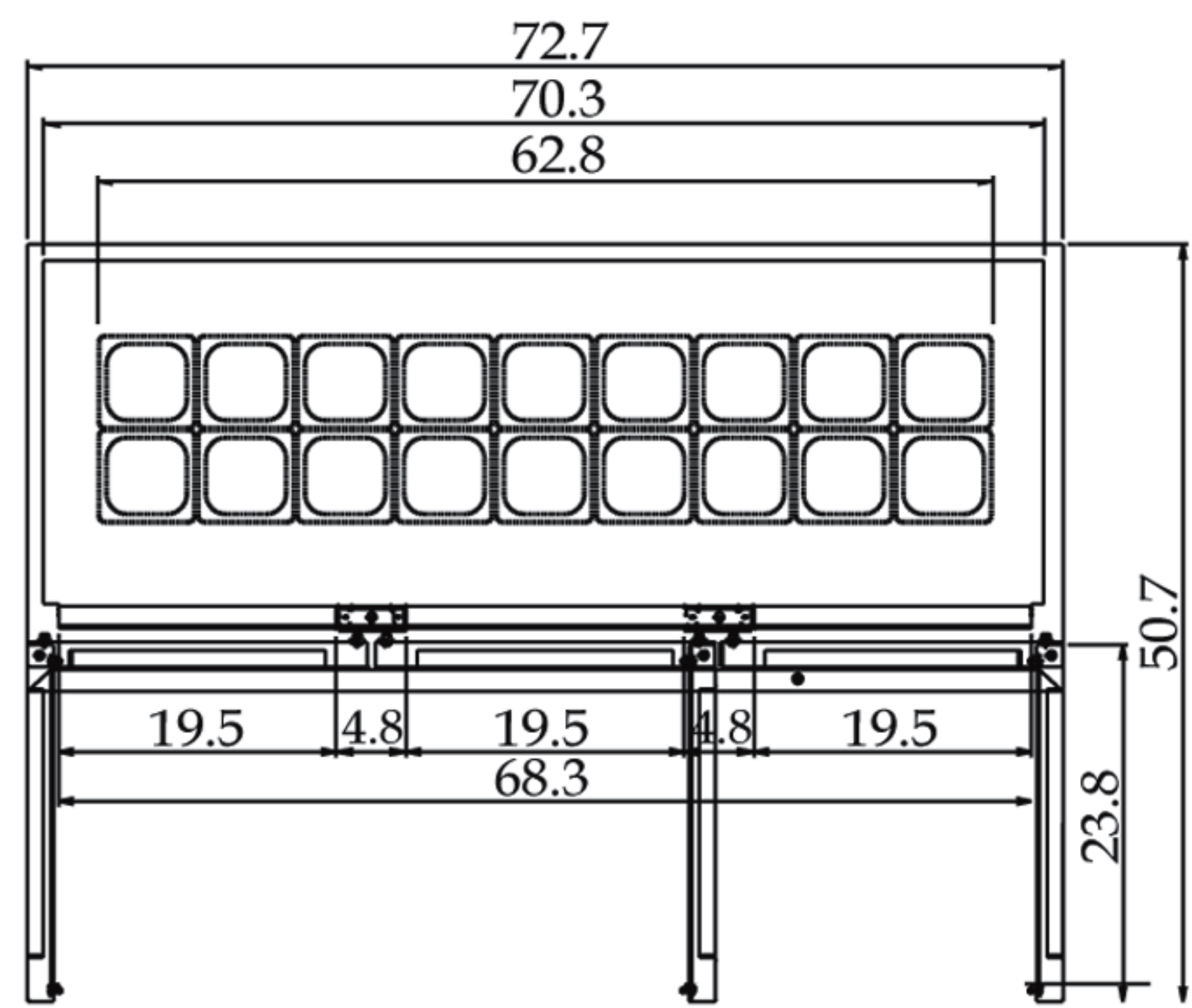
TST-48SD PLAN VIEW



TST-60SD PLAN VIEW



SIDE VIEW



TST-72SD PLAN VIEW